
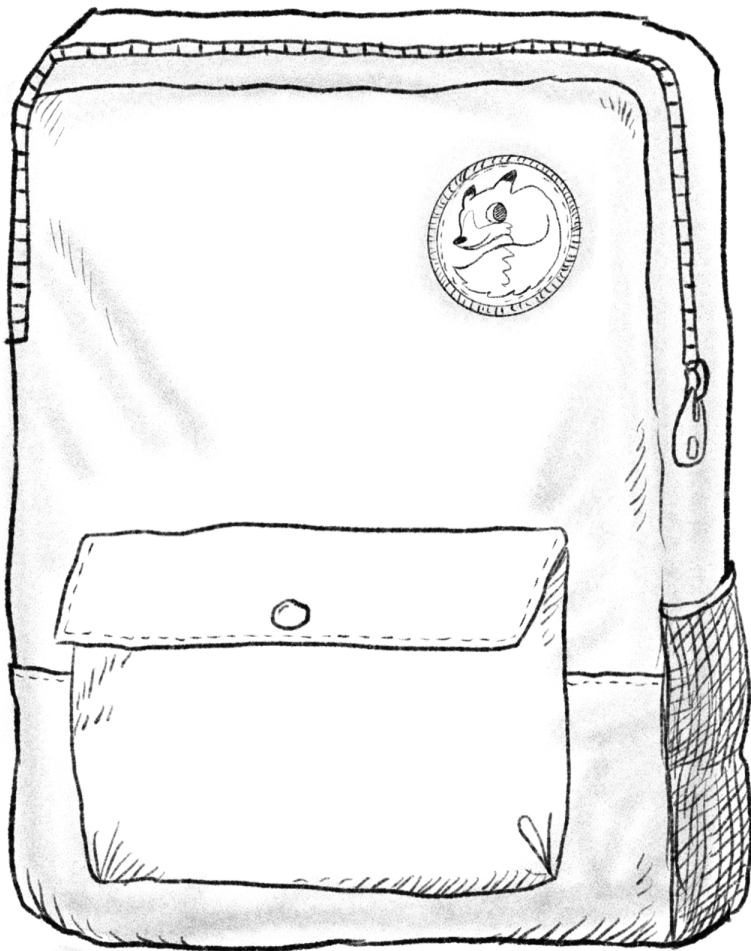

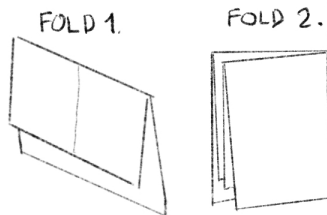


cut shaded area away



FOLD ① →

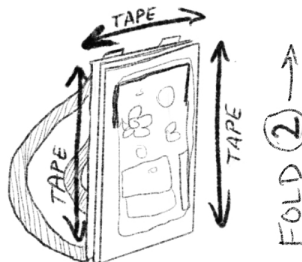
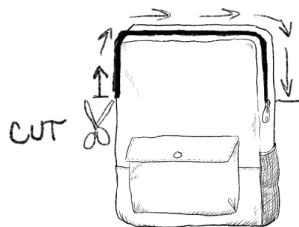


An activity to go with the picture book

**HARMONY HUMBOLT: THE PERFECT PETS QUEEN**

By Jenna Grodzicki and Mirka Hokkanen

Published by Spork, 2021  
Available now on Amazon.com



# Make your own Backpack

Step 1. Color and decorate your back pack and straps. You can even use small stickers.

Step 2. Fold the paper in half two times along the lines. \*SEE PICTURE.

Step 3. Open back to flat.

Step 4. Cut the shaded areas away.

Step 5. Ask a grown up for help to cut the top zipper open on the back pack. \*SEE PICTURE

Step 6. Fold 1 and 2 again.

Step 7. Tape or staple along the top and side edges to seal your back pack making sure to include straps on the top. \*SEE PICTURE

Step 8. Fill you back pack with your favorite Perfect Pets!



# Harmony's Perfect Pets



An activity to go with  
the picture book

**HARMONY HUMBOLT:  
THE PERFECT PETS QUEEN**

By Jenna Grodzicki and  
Mirka Hokkanen

Published by Spork, 2021  
Available now on Amazon.com

Step 1. Color in the Perfect Pets.

Step 2. Cut them out.

Step 3. Make your backpack from page 1.

Step 4. Pick you Perfect Pets to put in your backpack.

Extra. There is some extra space above, can you make  
up your own Perfect Pets?